



□ IP67 CE

■ Features

- Constant current design
- Universal AC input/full range
- Withstand 300VAC surge input for 5 seconds
- High efficiency up to 90%
- Protections: Short circuit / Over voltage
- Cooling by free air convection
- Fully encapsulated with IP67 level (Note.6)
- Fully isolated plastic case
- Class II power unit, no FG
- 100% full load burn-in test
- Low cost, high reliability
- 2 years warranty (Note.4)

■ Applications

- Suitable for LED related fixture or appliance (such as LED Decoration or Advertisement devices)

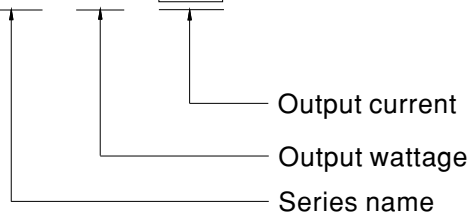
■ Description

LPC-100 series is one 100W single output AC/DC LED switching power supply. It features the constant current design, providing various models with the output current ranging from 350mA through 2100mA the LED lighting applications employ the most frequently.

LPC-100 operates for the range 90~264VAC so it can perfectly work for most of the countries in the world. The whole series is based on class II (without FG pin) design, housed with a 94V-0 flame retardant plastic case. With the working efficiency up to 90%, LPC-100 can work at the ambient temperature between -25°C~+50°C under air convection.

■ Model Encoding

LPC - 100 - 700



File Name:LPC-100-SPEC 2017-11-03

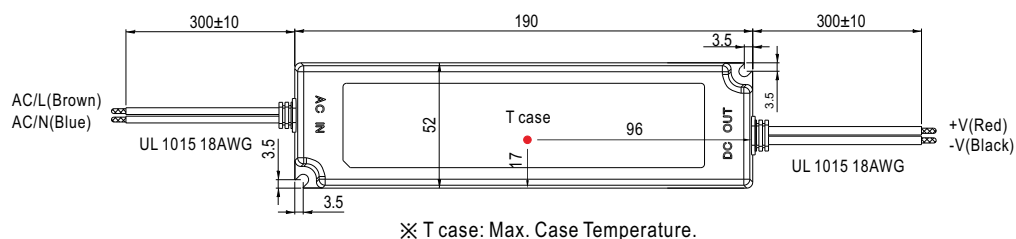
SPECIFICATION

MODEL		LPC-100-350	LPC-100-500	LPC-100-700	LPC-100-1050	LPC-100-1400	LPC-100-1750	LPC-100-2100
OUTPUT	RATED CURRENT	350mA	500mA	700mA	1050mA	1400mA	1750mA	2100mA
	CURRENT ACCURACY	±5.0%						
	CONSTANT CURRENT REGION Note.5	143 ~ 286V	100 ~ 200V	72 ~ 143V	48 ~ 96V	36 ~ 72V	29 ~ 58V	24 ~ 48V
	RATED POWER	100.1W	100W	100.1W	100.8W	100.8W	101.5W	100.8W
	RIPPLE CURRENT	±5%						
	RIPPLE & NOISE	1.5Vp-p	1.5Vp-p	1Vp-p	1Vp-p	1Vp-p	1Vp-p	1Vp-p
	LINE REGULATION	±1%						
	VOLTAGE TOLERANCE	±1.5%						
	SETUP, RISE TIME	1000ms, 80ms / 230VAC 2000ms,80ms/115VAC at full load						
	HOLD UP TIME (Typ.)	16ms/230VAC 10ms/115vac at full load						
INPUT	VOLTAGE RANGE Note.2	90 ~ 264VAC 127VDC ~ 370VDC						
	FREQUENCY RANGE	47 ~ 63Hz						
	EFFICIENCY (Typ.)	90%				89.5%		89%
	AC CURRENT (Typ.)	2.2 A / 115VAC 1.2A / 230VAC						
	INRUSH CURRENT (Typ.)	COLD START 75A(twidth=980μs measured at 50% Ipeak) at 230VAC						
	MAX. No. of PSUs on 16A CIRCUIT BREAKER	1 units (circuit breaker of type B) / 2 units (circuit breaker of type C) at 230VAC						
	LEAKAGE CURRENT	<0.25mA / 240VAC						
PROTECTION	SHORT CIRCUIT	Hiccup mode, recovers automatically after fault condition is removed						
	OVER VOLTAGE	315 ~ 345V	220 ~ 240V	160 ~ 172V	108 ~ 120V	80 ~ 97V	65 ~ 80V	58 ~ 68V
		Protection type : Shut down and latch off o/p voltage re-power on to recovery						
ENVIRONMENT	WORKING TEMP.	-25 ~ +50°C (Refer to "Derating Curve")						
	WORKING HUMIDITY	10 ~ 95% RH non-condensing						
	STORAGE TEMP., HUMIDITY	-40 ~ +80°C, 10 ~ 95% RH						
	TEMP. COEFFICIENT	±0.03%/°C (0 ~ 50°C)						
	VIBRATION	10 ~ 500Hz, 2G 10min./1cycle, period for 60min. each along X, Y, Z axes						
SAFETY & EMC	SAFETY STANDARDS	IP67 approved,Design refer to TUV EN60950-1						
	WITHSTAND VOLTAGE	I/P-O/P:3KVAC						
	ISOLATION RESISTANCE	I/P-O/P:100M Ohms / 500VDC / 25°C/ 70% RH						
	EMC EMISSION	Compliance to EN55032(CISPR32) Class B; EN61000-3-2 Class A(≧80% load); EN61000-3-3						
	EMC IMMUNITY	Compliance to EN61000-4-2,3,4,5,6,8,11, EN55024, light industry level , criteria A						
OTHERS	MTBF	511Khrs min. MIL-HDBK-217F (25°C)						
	DIMENSION	190*52*37mm (L*W*H)						
	PACKING	0.61Kg;20pcs/13.2Kg/0.55CUFT						
NOTE	1. All parameters NOT specially mentioned are measured at 230VAC input, rated load and 25°C of ambient temperature. 2. Derating may be needed under low input voltages. Please check the static characteristics for more details. 3. The power supply is considered as a component that will be operated in combination with final equipment. Since EMC performance will be affected by the complete installation, the final equipment manufacturers must re-qualify EMC Directive on the complete installation again. 4. Refer to warranty statement. 5. Constant current operation region is within 50% ~100% rated output voltage. This is the suitable operation region for LED related applications, but please reconfirm special electrical requirements for some specific system design. 6. Suitable for indoor use or outdoor use without direct sunlight exposure, please avoid immerse in the water over 30minutes. 7. The unit might not be suitable for lighting applications in EU countries. Please check with your local authorities for the possible use of the unit.							

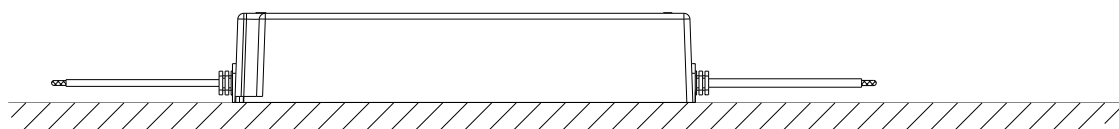
File Name:LPC-100-SPEC 2017-11-03

Mechanical Specification

Case No. LPC-100 Unit:mm

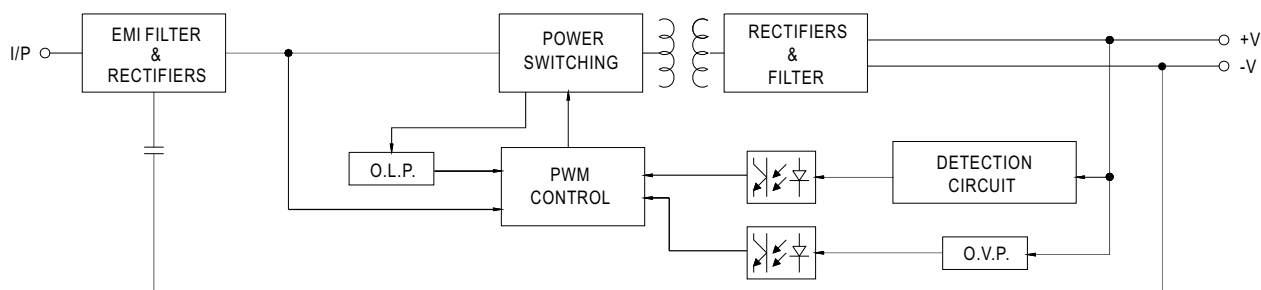


Recommend Mounting Direction

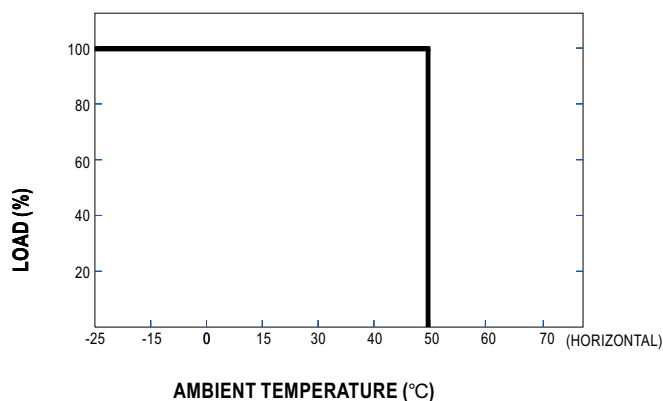


Block Diagram

fosc : 67KHz



Derating Curve



Static Characteristics

