



## Features :

- Wall-mount and control panel acceptable
- Built-in ON/OFF button
- Digital meters for battery level, output load level, and operating status on remote control panel
- LED indicators for remote ON/OFF, abnormal and power saving mode
- Remote panel with 10FT cable length, optional for 25FT or 50FT
- Connect directly to the remote socket of inverter, no power supply needed
- 3 years warranty

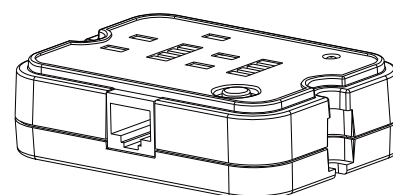
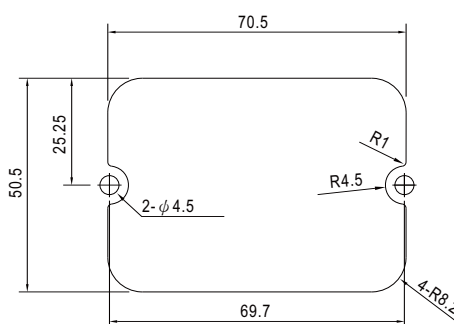
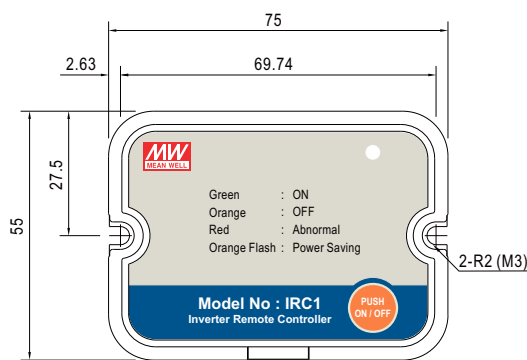
■ Description : IRC1 / IRC2 / IRC3 is the monitoring and control unit used for the inverter series. It can decode the RS-232 signal sent by inverter series and display through digital meters. IRC1 / IRC2 / IRC3 can also turn ON/OFF of inverter remotely that make the basic control more easily.



## SPECIFICATION

MODEL		IRC1	IRC2	IRC3
OUTPUT	DIGITAL METER	-----	Display the battery level, output load level, and operating status of inverter unit	
	CONTROL OUTPUT	Remote ON/OFF for inverter unit		
	LED INDICATOR	Remote turn ON(Green) ; Remote turn Off(Orange) ; Abnormal (Red) ; Saving mode (Orange flash)		
FUNCTION	REMOTE ON/OFF CONTROL	The controlled inverter unit can be turned ON/OFF on the remote control panel for IRC1 / IRC2 / IRC3		
	POWER SAVING CONTROL	Power saving enable / disable activation		
	SUITABLE SERIES	TS-700 / 1000 / 1500 / 3000 ; TN-1500 / 3000	TS-700 / 1000 / 1500 / 3000	TN-1500 / 3000
ENVIRONMENT	WORKING TEMP.	-20 ~ +50℃		
	WORKING HUMIDITY	20 ~ 90% RH non-condensing		
	STORAGE TEMP., HUMIDITY	-40 ~ +85℃, 10 ~ 95% RH non-condensing		
	VIBRATION	10 ~ 500Hz, 2G 10min./1cycle, 60min. each along X, Y, Z axes		
EMC	EMC EMISSION	Compliance to EN55032 class A, EN61000-3-2,3, FCC PART 15 class A		
	EMC IMMUNITY	Compliance to EN61000-4-2,3,4,6,8		
OTHERS	DIMENSION	75*55*21mm (L*W*H)		
	PACKING	0.26Kg; 24pcs/7.3Kg/1.75CUFT		
NOTE	1. The remote control can not re-power on for inverter at abnormal status.			

## Mechanical Specification



HOLE IN CHASSIS

